




*Innovation at  
the highest level*




For further information visit [www.hookandmoor.com](http://www.hookandmoor.com)

[www.hookandmoor.com](http://www.hookandmoor.com)

Always ready, it allows the use of the boat's own dock line for direct one step tie-ups. It also works as a regular boat hook when the hook's head is in the locked position. Both ends of your dock line onboard gives you a higher level of control and security.

HOOK & MOOR® comes in five different versions.

- A** Lock/Release button for carabiner.
- B** Carabiner for dock line. Max. thickness dock line ø 25 mm.
- C** Rotating mooring wheel.
- D** Telescopic lock. Push buttons to release.

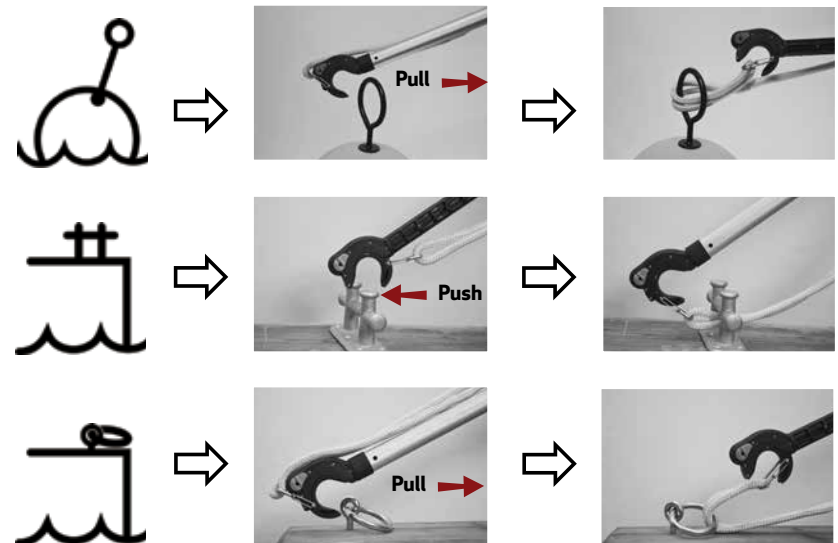
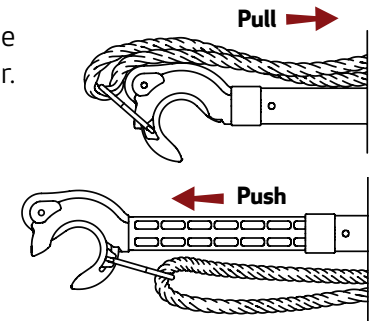


Model	Item No.	Length folded	Length extended	Hook head inside measure	Weight
M45 1.8	7080217	1.01 m	1.8 m	45 mm	0,9 kg
M45 2.5	7080222	1.01 m	2.5 m	45 mm	1,2 kg
M60 2.5	7080218	1.02 m	2.5 m	60 mm	1,3 kg
M60 3.2	7080219	1.25 m	3.2 m	60 mm	1,4 kg
M60 4.2	7080223	1.58 m	4.2 m	60 mm	1,7 kg

Made of glass fibre reinforced PA, forged aluminium and stainless steel.

## Mooring operation

1. Release the carabiner and place the eye of the dock line in the carabiner.
2. Choose pull or push mode and arrange the dock line as shown in the illustrations to the right.
3. Complete action (allow the line to follow the movement).



**Attention!** Min. size of hole 35 mm. If you can not pull the dockline through the ring, please reverse the operation.